

Year 11

Pupils in Cohort: 12

Overall Attendance: 87.7%

Cohort Average Baseline Yr 11 Grade at Entry (En & Ma) – Grade G

Cohort Average Exam Grade (En & Ma) - Grade E

This is above national average expected progress.

Students reaching Threshold (C or above) %

	English	Maths	Science
All	17	8	0
Girls	50	50	0
Boys	0	0	0
PP	50	50	0

Student Average Entered

No of Qualifications A* -C or equivalent

2.4

No of Qualifications A* -G or equivalent

7.9

English & Maths (GCSE and equivalent) achieving Threshold (Total No of students)

Both subjects below C grade 7	Only English Above C 2
Only Maths Above C 1	En & Ma Above C 1

Qualifications Achieved (All Subjects)

Students achieving at least 5 x A* - C 3 (25%)	Students achieving at least 5 x A* - G 8 (67%)
Students achieving at least 1 x A* - C 5 (41%)	Students achieving at least 1 x A* - G 10 (83%)
PP Students achieving at least 1 x A* - C 2 (50%)	PP Students achieving at Least 1 x A* - G 4 (100%)

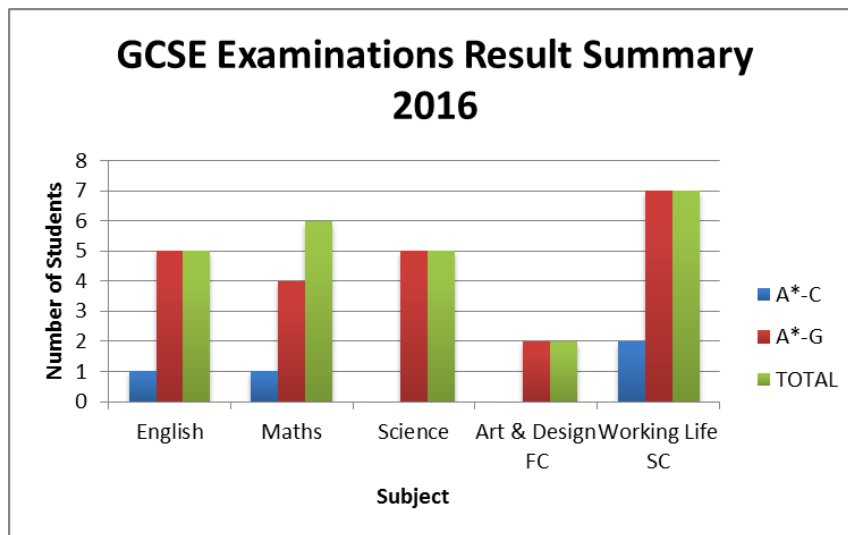
Student Average Entered

No. of GCSE's

2.2

No. of Vocational Qualifications

5.7



As well as GCSEs the curriculum comprises of a number of vocational courses which reflects the needs of the cohort to ensure students leave with a broad range of skills.

Subject	Level	Number enrolled	Pass - Total No. of students	Merit- Total No. of students	Distinction- Total Number of Students
BTEC Sport	1 Award	6	5		
BTEC Working Skills	2 Award	5	5		
BTEC Working Skills	1 Award	3	3		
BTEC Travel & Tourism	2 Award	4	2	2	
BTEC Health & Social Care	1 Award	1	1		
BTEC Health & Social Care	2 Award	2	1		
BTEC Law & Legal	2 Certificate (Double GCSE)	2	2		
C&G Catering	1 Award	2	2		
C&G Catering	1 Diploma	4	4		
ASDAN	2 Award	5	5		
Functional Skills English	1 Award	7	7		
Functional Skills English	2 Award	1	1		
Functional Skills Maths	1 Award	8	8		

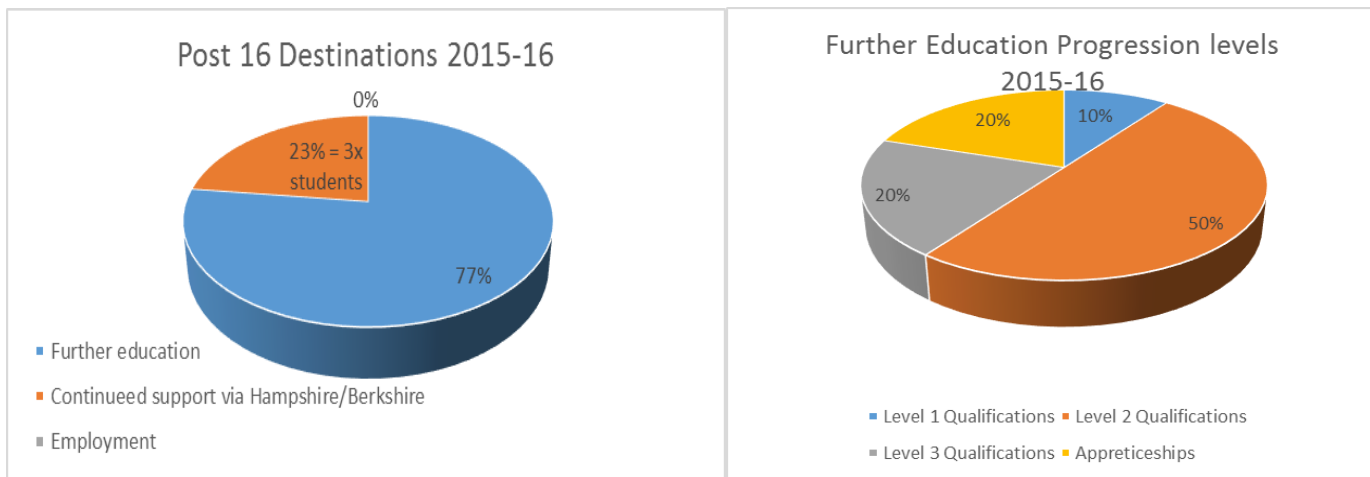
Post 16 Progression

Outcomes for students have improved with a 10% increased enrolment in FE and a reduction in employment and training since 2014. 20% of students progressed onto a level 3 qualification at college. The vast majority of students go onto FE because they receive high quality IAG and attain relevant qualifications to meet entry requirements.

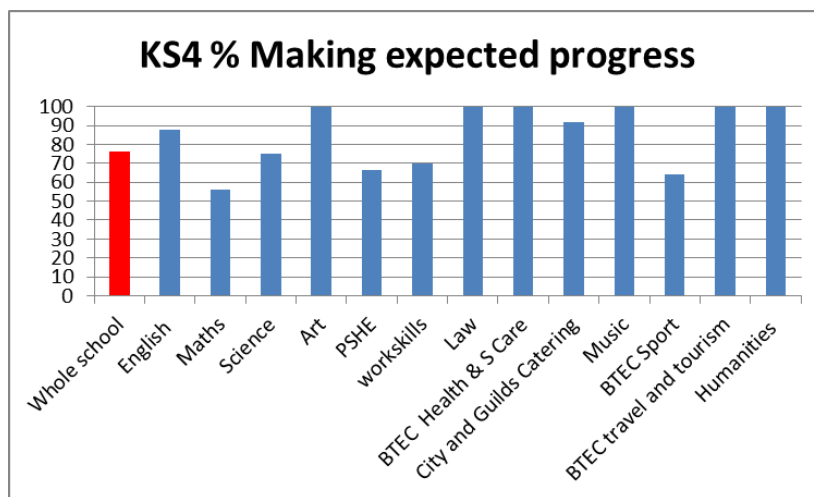
Reasons for increase:

- Employment of experienced Careers advisor.
- Support with applications during designated tutor times.
- Private college visits organised.
- Support at interview for LAC.
- Flexible curriculum routes that allows students to progress onto a more suitable path.
- Creative curriculum that allows students to follow GCSE and Vocational courses.
- Intense support with the application process.

- Increase in success of exam results – allowing for further progression.
- Students gained L1 and L2 qualifications in year 10 – opening up opportunities for post 16



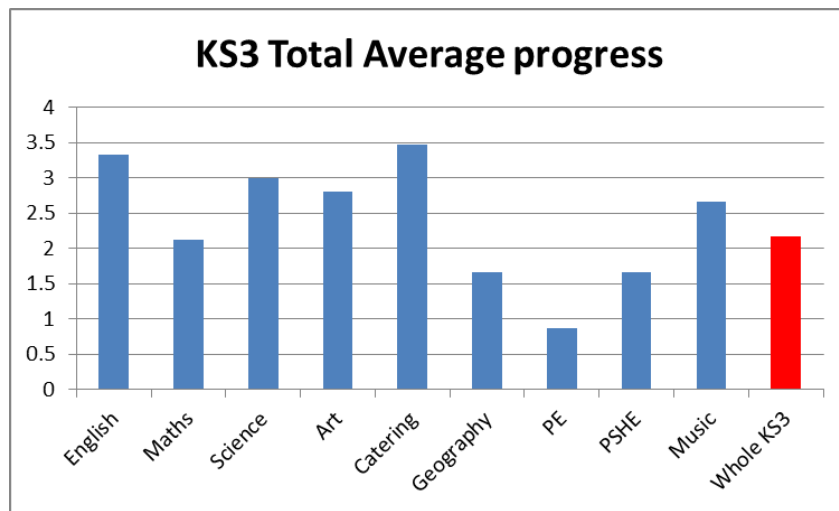
KS3&4 Progress



Students in Key Stage 4 have made expected progress across the majority of subjects.

English progress is exceeding the school average; Maths progress was limited across the year. Changes in staffing had a significant impact, however over 50% of students made expected progress.

Vocational subjects continue to exceed the school average. This includes early qualification entry for some students in Year 10 and 9.



Students are making expected progress in Key Stage 3 English, Science and Catering. In Art and Music students are making above school average progress in Key Stage 3. In Maths, students are making the school average progress at KS3. Disadvantaged students are making equivalent progress to the whole school progress.